

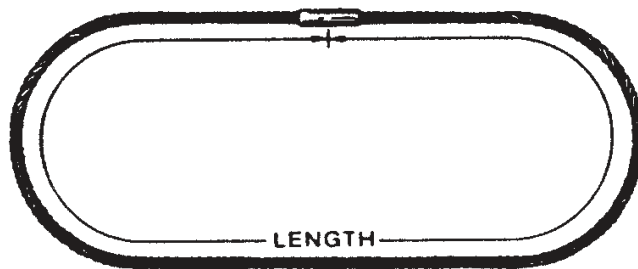


GROMMETS Endless Slings Mechanical Splice - *IWRC*

HITCHES & MEASUREMENTS



VERTICAL BASKET



VERTICAL






CHOKER

GROMMETS Endless Slings Mechanical Splice - IWRC

Vertical, Choker or Vertical Basket

Rated capacity in tons of 2,000 lbs.

Rated capacities shown apply only to 6x19 and 6x37 class wire rope

GROMMET BODY DIAMETER (INCHES)	VERTICAL	CHOKER	VERTICAL
	 EIPS	 EIPS	 EIPS
1/4	1.1	0.74	2.1
5/16	1.6	1.2	3.3
3/8	2.4	1.6	4.7
7/16	3.2	2.2	6.4
1/2	4.1	2.9	8.3
9/16	5.2	3.7	10
5/8	6.4	4.5	13
3/4	9.2	6.4	18
7/8	12	8.7	25
1	16	11	32
1 1/8	20	14	41
1 1/4	25	17	50
1 3/8	30	21	60
1 1/2	36	25	71
1 5/8	41	29	82
1 3/4	48	33	95
1 7/8	54	38	109
2	62	43	124
2 1/8	69	48	138
2 1/4	77	54	154
2 3/8	85	60	171
2 1/2	94	66	188
2 5/8	103	72	207
2 3/4	113	79	225
2 7/8	122	86	245
3	133	93	265

- Rated capacities basket hitch and vertical lift based on D/d ratio of 5 where “d” = body diameter of the finished grommet
- Rated capacities based on design factor of 5
- Rated capacities based on pin diameter no smaller than 5 times the body diameter
- Horizontal sling angles less than 30 degrees shall not be used

Wire Rope Technical Board - Wire Rope Users Manual, Fourth Edition • 97

GROMMETS


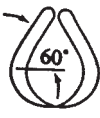

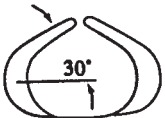
Endless Slings

Mechanical Splice - IWRC

Basket Hitches

Rated capacity in tons of 2,000 lbs.

Rated capacities shown apply only to 6x19 and 6x37 class wire rope

GROMMET BODY DIAMETER (IN.)	VERTICAL BASKET	60°	45°	30°
	 EIPS	 EIPS	 EIPS	 EIPS
1/4	2.1	1.8	1.5	1.1
5/16	3.3	2.8	2.3	1.6
3/8	4.7	4.1	3.3	2.4
7/16	6.4	5.5	4.5	3.2
1/2	8.3	7.2	5.9	4.1
9/16	10	9.1	7.4	5.2
5/8	13	11	9.1	6.4
3/4	18	16	13	9.2
7/8	25	22	18	12
1	32	28	23	16
1 1/8	41	35	29	20
1 1/4	50	43	35	25
1 3/8	60	52	42	30
1 1/2	71	62	50	36
1 5/8	82	71	58	41
1 3/4	95	83	68	48
1 7/8	109	94	77	54
2	124	107	87	62
2 1/8	138	119	98	69
2 1/4	154	133	109	77
2 3/8	171	148	121	85
2 1/2	188	163	133	94
2 5/8	207	179	146	103
2 3/4	225	195	159	113
2 7/8	245	212	173	122
3	265	230	188	133

- Rated capacities basket hitch and vertical lift based on D/d ratio of 5 where “d” = body diameter of the finished grommet
- Rated capacities based on design factor of 5
- Rated capacities based on pin diameter no smaller than 5 times the body diameter
- Horizontal sling angles less than 30 degrees shall not be used