



Boat Lifting Slings



TRIANGLE

SLING TYPE


TRIANGLE



SHACKLE

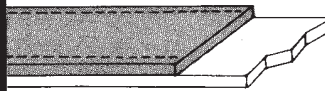
SLING TYPE

SHACKLE

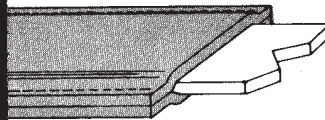


DCL will make slings in any special style to meet your needs. If required, options such as extra eyes, special wear pads and special fittings, and lead weights are available.

2 TYPES OF WEAR PADS



1. **REGULAR** pads are an extra layer sewn to webbing at wear points on either or both sides of the sling body or eyes. Multiple layers are available on request.



2. **SLEEVE** or **TUBE** pads protect both sides and may be shifted along the sling. This type offers the advantage of remaining stationary as the sling stretches while the load is being lifted.

BOAT TRAILER WINCH STRAP



New DCL boat trailer winch strap features specially designed zinc plated attaching hook with safety keeper. Makes for easy, consistent retrieval with no twisting or binding. Straps are 2" wear resistant nylon and come standard 20 ft.