

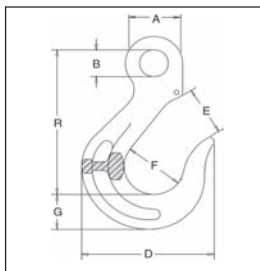
Grade 80 Alloy Fittings



A-327



- Alloy Steel - Quenched and Tempered.
- Individually Proof Tested at 2-1/2 times the Working Load Limit with certification.
- S-4088 Latch Kit fits hooks.



A-327 Eye Sling Hook

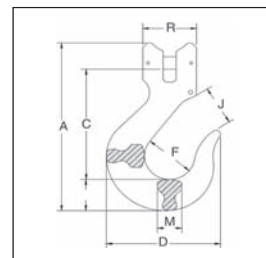
Chain Size (in.)	A-327 Stock No.	Working Load Limit (lbs.)*	Weight Each (lbs.)	Dimensions (in.)							Replacement Latch Stock No.
				A	B	D	E	F	G	R	
9/32 (1/4)	1003764	3500	.81	1.34	.56	3.47	1.44	1.76	.90	3.72	1090250
3/8	1003773	7100	2.10	1.82	.75	4.56	1.78	2.24	1.25	4.83	1090251
1/2	1003782	12000	3.71	2.26	.94	5.50	2.12	2.50	1.55	5.67	1090252
5/8	1003791	18100	6.40	2.75	1.15	6.50	2.41	2.88	1.88	6.61	1090253
3/4	1003808	28300	9.80	3.26	1.34	7.36	2.69	3.27	2.16	7.64	1090254
7/8	1003817	34200	15.40	3.72	1.44	8.48	3.06	3.62	2.45	8.56	1090255

* Ultimate Load is 4 times the Working Load Limit.

A-339



- Alloy Steel - Quenched and Tempered.
- Individually Proof Tested at 2-1/2 times the Working Load Limit with certification.
- Pin locking requires no special tools.
- S-4088 Latch fits 3/4" & 7/8" hooks.



A-339 Clevis Sling Hook

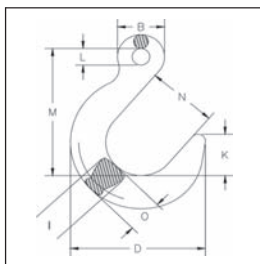
Chain Size		A-339 Stock No.	Working Load Limit (lbs.)*	Weight Each (lbs.)	Dimensions (in.)						
(in.)	(mm)				A	C	D	F	G	J	M
3/4	19	1027793	28300	11.5	11.56	6.69	7.36	3.25	2.16	2.69	1.58
7/8	22	1027800	34200	17.7	13.13	7.61	8.48	3.63	2.45	3.06	1.75

* Ultimate Load is 4 times the Working Load Limit.

A-329



- Alloy Steel - Quenched and Tempered.
- Individually Proof Tested at 2-1/2 times the Working Load Limit with certification.



A-329 Eye Foundry Hook

Chain Size (in.)	A-329 Stock No.	Working Load Limit (lbs.)*	Weight Each (lbs.)	Dimensions (in.)							
				B	D	I	K	L	M	N	O
9/32 (1/4)	1026179	3500	2.40	1.56	4.75	1.00	1.56	.63	4.75	2.50	1.23
3/8	1026197	7100	4.50	2.00	5.69	1.27	1.88	.75	5.75	3.00	1.50
1/2	1026213	12000	7.10	2.50	6.75	1.50	2.22	1.00	6.88	3.50	1.75
5/8	1026231	18100	12.20	3.00	7.81	1.81	2.63	1.25	8.06	4.00	2.03
3/4	1026259	28300	19.30	3.50	9.13	2.20	3.50	1.50	9.25	4.50	2.56
7/8	1026277	34200	26.30	4.00	10.06	2.25	3.38	1.75	10.38	5.00	2.78

* Ultimate Load is 4 times the Working Load Limit.

Copyright © 2008 The Crosby Group, Inc.
All Rights Reserved



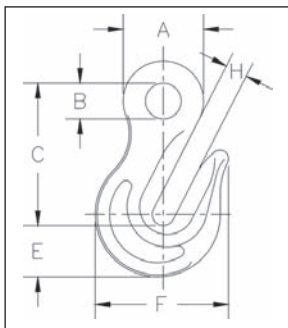
Grade 80 Alloy Fittings



A-328



- Alloy Steel - Quenched and Tempered.
- Individually Proof Tested at 2-1/2 times the Working Load Limit with certification.
- The use of A-328 Eye Grab Hook will result in a 20 percent reduction in chain capacity. When used to hook back to chain leg to form a choker, the angle of the choke must be 120 degrees or greater. When used as a chain shortener, minimize twist of chain and ensure chain is fully engaged in hook.



A-328 Eye Grab Hook

Chain Size (in.)	A-328 Stock No.	Working Load Limit (lbs.)*	Weight Each (lbs.)	Dimensions (in.)					
				A	B	C	E	F	H
9/32 (1/4)	1026017	3500	.60	1.38	.59	2.56	.91	2.16	.38
3/8	1026035	7100	1.20	1.80	.80	3.25	1.16	3.00	.50
1/2	1026053	12000	3.00	2.25	.98	4.19	1.69	4.00	.63
3/4	1026099	28300	8.25	3.22	1.36	5.95	2.19	5.47	.88
7/8	1026115	34200	11.90	3.70	1.55	6.88	2.56	6.31	1.06

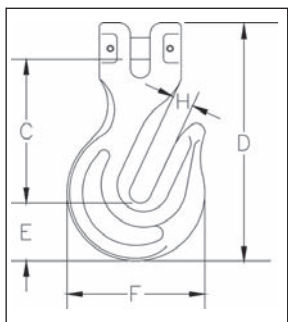
* Ultimate Load is 4 times the Working Load Limit.



A-338



- Alloy Steel - Quenched and Tempered.
- Individually Proof Tested at 2-1/2 times the Working Load Limit with certification.
- Pin locking requires no special tools.
- The use of A-338 Clevis Grab Hook will result in a 20 percent reduction in chain capacity. When used to hook back to chain leg to form a choker, the angle of the choke must be 120 degrees or greater. When used as a chain shortener, minimize twist of chain and ensure chain is fully engaged in hook.



A-338 Clevis Grab Hook

Chain Size (in.)	A-338 Stock No.	Working Load Limit (lbs.)*	Weight Each (lbs.)	Dimensions (in.)				
				C	D	E	F	H
9/32 (1/4)	1027659	3500	.62	2.61	4.17	.89	2.16	.38
3/8	1027677	7100	1.26	3.21	5.21	1.16	3.00	.50
1/2	1027686	12000	3.45	4.19	6.95	1.69	4.00	.62
5/8	1027695	18100	5.64	5.03	8.25	1.88	4.64	.75
3/4	1027702	28300	10.40	5.95	9.97	2.19	5.26	.88
7/8	1027711	34200	13.62	6.92	11.56	2.56	6.12	1.00

* Ultimate Load is 4 times the Working Load Limit.

Copyright © 2008 The Crosby Group, Inc.
All Rights Reserved



Grade 80 Latching Clevis Hook

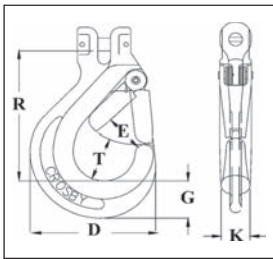
Fatigue Rated

"QT"
QUENCHED & TEMPERED

S-314A



- Hook is Forged Alloy Steel - Quenched and Tempered.
- Individually Proof Tested at 2-1/2 times the Working Load Limit with certification.
- Integrated heavy duty latch.
- Large throat opening.
- Anti-fouling due to carefully designed contours.
- Meets ASTM A-952-96 and proposed Euronorm standards for Grade 80 chain fittings.
- Fatigue rated.
- "Look for the color Gold - Crosby Alloy Hooks."



S-314A
Clevis Chain Hook with Integrated Latch

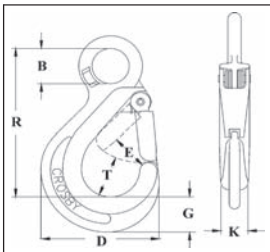
Chain Size		S-314A Stock No.	Grade 8 Alloy Chain Working Load Limit (lbs.) 4:1*	Weight Each (lbs.)	Dimensions (in.)						Replacement Latch Stock No.
(in.)	(mm)				D	E	G	K	R	T	
-	6	1225020	2500	.69	2.60	.81	.79	.63	2.84	1.02	1291332
1/4 - 5/16	7 - 8	1225021	4500	1.53	3.50	1.08	1.10	.81	3.83	1.28	1291402
3/8	10	1225091	7100	2.84	4.35	1.42	1.16	.94	4.92	1.66	1291472
1/2	13	1225161	12000	5.17	5.45	1.52	1.67	1.16	5.64	1.94	1291542
5/8	16	1225162	18100	9.00	6.56	1.91	2.05	1.50	6.79	2.32	1291612

* Ultimate Load is 4 times the Working Load Limit.

S-315A



- Hook is Forged Alloy Steel - Quenched and Tempered.
- Individually Proof Tested at 2-1/2 times the Working Load Limit with certification.
- Crosby recommends grinding the WLL (which is 5:1 Design Factor) off the hook when using with Grade 80 chain.
- Integrated heavy duty latch.
- Large throat opening.
- Anti-fouling due to carefully designed contours.
- "Engineered Flat" for use with S-1325A Coupler Link.
- Meets ASTM A-952-96 and proposed Euronorm standards for Grade 80 chain fittings.
- Fatigue rated.
- "Look for the color Gold - Crosby Alloy Hooks."



S-315A
Eye Chain Hook with Integrated Latch

Chain Size		S-315A Stock No.	Grade 80 Alloy Chain Working Load Limit (lbs.) 4:1*	Working Load Limit for Wire Rope (Tons) 5:1	Weight Each (lbs.)	Dimensions (in.)						Replacement Latch Stock No.	
(in.)	(mm)					B	D	E	G	K	R		T
-	6	1029820	2500	1	.56	.79	2.60	.81	.79	.63	3.33	1.02	1291332
1/4-5/16	7-8	1029825	4500	2	1.31	1.10	3.50	1.08	1.10	.81	4.62	1.28	1291402
3/8	10	1029830	7100	3	2.60	1.42	4.35	1.42	1.16	.94	6.20	1.66	1291472
1/2	13	1029835	12000	5	4.70	1.81	5.45	1.52	1.67	1.16	7.33	1.94	1291542
5/8	16	1029840	18100	7	8.55	2.20	6.56	1.91	2.05	1.50	8.94	2.32	1291612

* Ultimate Load is 4 times the Working Load Limit.

Copyright © 2008 The Crosby Group, Inc.
All Rights Reserved

