








Sparkeater® Slings

The **Sparkeater® Sling (SE)** is the sling to use when the job site is in a hot environment (up to 300°F or 150°C). These slings are made with high-temperature core yarns and a high-temperature cover.

Sparkeater® Slings, as with all Twin-Path® slings, come with an inner red cover that provides an early warning for damage, as well as the patented Check-Fast® Inspection System.

Twin-Path® Stock No.	Rated Capacities (Lbs.)					Approximate Weight (Lbs. per Ft.) (Bearing-Bearing)	Nominal Body Width (Inches)
	Vertical	Choker	Vertical Basket	Basket Hitches			
			90° 	60° 	45° 		
TPSE 1000	10,000	8,000	20,000	17,320	14,140	.40	1.5 - 3"
TPSE 1500	15,000	12,000	30,000	25,980	21,210	.45	1.5 - 3"
TPSE 2000	20,000	16,000	40,000	34,640	28,280	.51	1.5 - 3"
TPSE 2500	25,000	20,000	50,000	43,300	35,350	.57	1.5 - 3"
TPSE 3000	30,000	24,000	60,000	51,960	42,420	.71	2.0 - 4"
TPSE 4000	40,000	32,000	80,000	69,280	56,560	.83	2.0 - 4"
TPSE 5000	50,000	40,000	100,000	86,600	70,700	1.14	2.0 - 4"
TPSE 6000	60,000	48,000	120,000	103,920	84,840	1.27	2.0 - 4"
TPSE 7000	70,000	56,000	140,000	121,240	98,980	1.39	3.5 - 7"
TPSE 8500	85,000	68,000	170,000	147,220	120,190	1.65	3.5 - 7"
TPSE 10000	100,000	80,000	200,000	173,200	141,400	1.84	3.5 - 7"

METRIC CAPACITIES AVAILABLE

DO NOT EXCEED RATED CAPACITY

PLEASE NOTE: CAPACITIES SHOWN INCLUDE BOTH PATHS AND ARE FOR ONE COMPLETE SLING.
SMALLER AND LARGER CAPACITIES AVAILABLE UPON REQUEST.

SPECIALTY SLINGS



WARNING Sling can fail if damaged, misused or overloaded. Inspect before use. Damaged sling shall not be used. Use only if trained. Do not exceed rated capacity. Protect sling from being cut by load edges, corners, protrusions and abrasive surfaces. Avoid exposure to acid, alkali and temperature over 300°F. DEATH or INJURY can occur from improper use or maintenance.